



V6061

3U VPX Versal® ACAP + Ethernet Offload Optical I/O Module

Benefits

Heterogeneous computing card combining FPGA fabric, hard ARM processor cores, AI/ML engines, and high-bandwidth networking

Designed specifically for sensor interfaces, data processing, and data distribution in VPX systems

Programmable interface solution that leverages off-the-shelf world-class network performance with customizable application processor and data distribution

HPEC focus, 3U VPX, VITA 47 compliance, SOSA aligned options

Versatile design supports electrical or optical interfaces, optical options for both backplane or front-panel I/O

Modular optics for flexibility in supporting 1-25Gbps per lane

Features

Xilinx® Versal® ACAP (FPGA): VM1502/VM1802/VC1802/VC1902

NVIDIA® Mellanox® ConnectX®-5 Network Interface Device Hardware offloads for UDP, TCP, RoCE v2, DPDK, GPUDirect, NVMeoF, +more

Up to eight (8) 1G to 25G optical ports via MPO front panel I/O or VITA 66 optical backplane I/O

2 banks of 4GB up to 1866MHz LPDDR4 SDRAM

PCIe Gen3/Gen4 support

Onboard embedded PCIe Switch device

Advanced APIs that support multi-core and multi-processor architectures

Wide range of operating system software support



Overview

The V6061 is a next generation high-performance embedded computing 3U VPX module featuring the Xilinx® Versal® Adaptive Compute Acceleration Platform (ACAP), the NVIDIA® Mellanox® ConnectX®-5 (MC-X5) network interface device, rugged optical and electrical I/O, and SOSA aligned profile options. The V6061 is specifically targeted at applications requiring a combination of high-speed data interfaces, network protocol offloads, onboard processing resources, and optional data distribution to adjacent processing resources (CPUs/GPUs) in the system.

The V6061 is a proven high-bandwidth and low-latency performance leader in 10/25/40/50/100Gbps Ethernet applications. Use cases include sensor interfacing, data processing, data distribution, and FPGA co-processing applications. Radar, signals intelligence, electronic warfare, video, storage, medical imaging, and embedded communications systems all can benefit from the V6061 module. The V6061 includes hardware offloads for UDP, TCP, RoCE v2, DPDK, GPUDirect, NVMeoF, among many other protocol stacks, and excels at high-bandwidth interface applications where data can be processed locally and/or distributed efficiently across the VPX backplane.

The combination of the MC-X5 device and the ACAP device allows for system designers to leverage the off-the-shelf world-class Ethernet performance of the MC-X5 while deploying unique data processing and security algorithms in the onboard ACAP device. This combination maximizes the effectiveness of the deployed applications and algorithms while eliminating design efforts required to establish truly high-bandwidth and low-latency Ethernet, PCIe controllers, PCIe switches, efficient DMA engines, or low overhead software drivers.

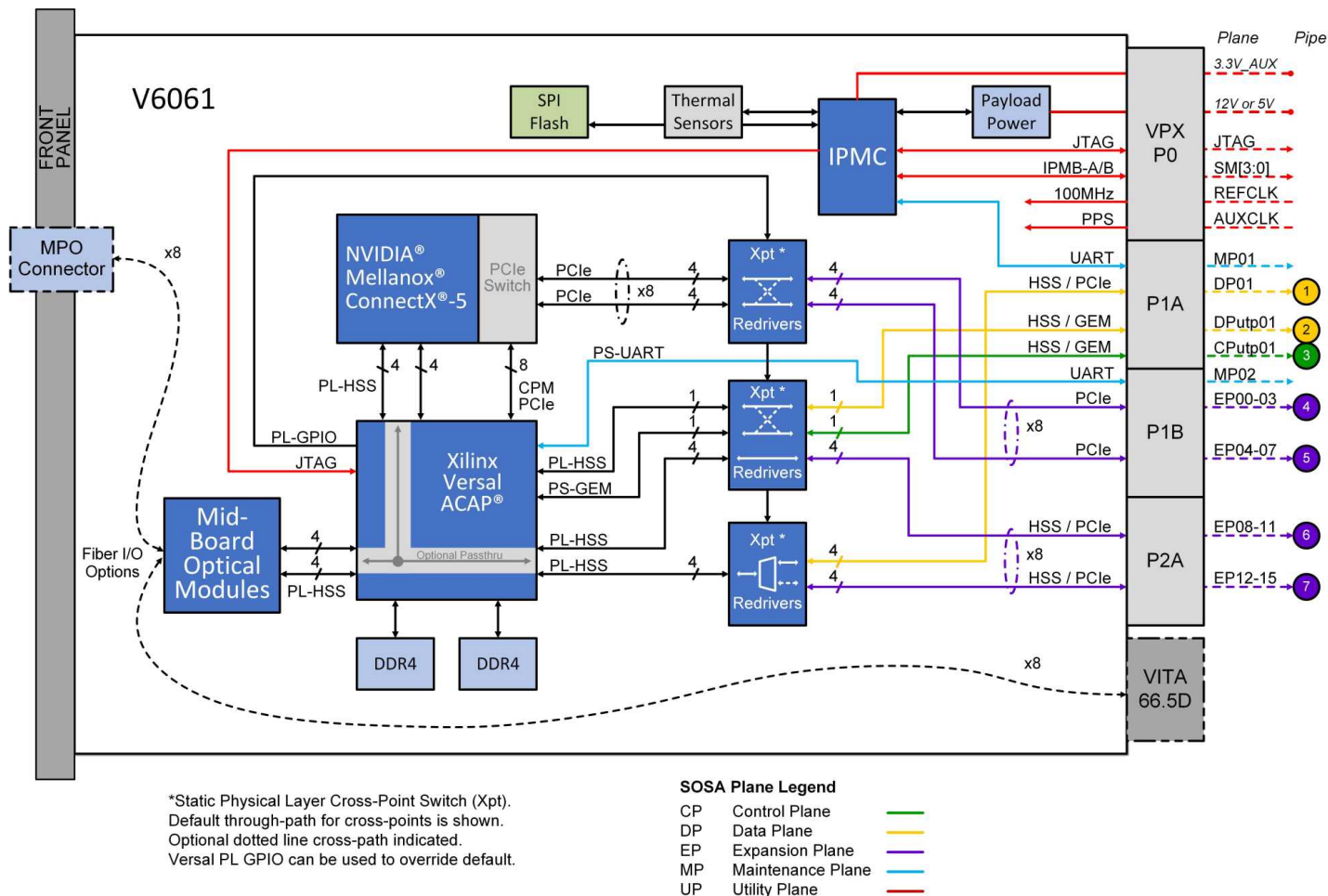
In addition to the Ethernet interfaces described, the FPGA fabric provided within the ACAP part is capable of hosting New Wave DV IP cores for Fibre Channel, ARINC-818, sFPDP, Aurora, and others. This makes the V6061 an ideal hardware platform for mixed interface protocol needs or protocol bridging applications.

The V6061 is a standout sensor interface and heterogeneous computing solution whether used standalone or adjacent to other processing elements.



V6061

3U VPX Versal® ACAP + Ethernet Offload Optical I/O Module



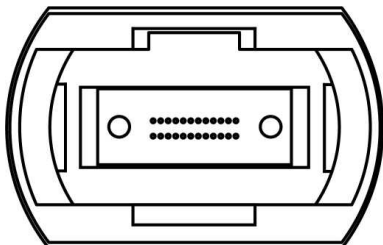
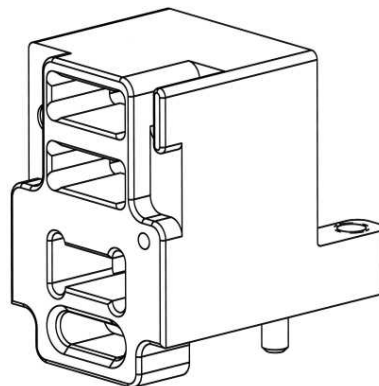
> V6061 Block Diagram

Optical Connector Options

The V6061 offers three different optical I/O options:

1. Optical Front Panel MPO Connector
2. Optical Backplane MT Connector for VITA 66.5
3. No optics

1. Front Panel MPO (Female) I/O

2. VITA 66.5 Backplane MT I/O¹

¹Common Terminations: VITA 66.5 Style C, Style D (pictured)

V6061

3U VPX Versal® ACAP + Ethernet Offload Optical I/O Module

Multi-Processor Multi-Core Support

The V6061 is uniquely suited for system architectures involving multiple processing cards on a common switched data plane. Specifically, the V6061 supports shared access from multiple host processors, enabling it to function as a cost-effective, high-performance gateway. This feature enables a single high-speed pipe to carry multiple virtual channels in systems that need to spread or load-balance sensor data across processor arrays.

Complete Product Support Program

New Wave DV prides itself on its excellent customer support, a fact that is echoed by our customers. New Wave DV provides industry standard warranty on its products, but it is the human factor that makes our support so valuable to our customers. Our team takes the time and effort to ensure that the customer experience with our products is a positive one.

Our Commitment

New Wave DV is committed to providing the latest innovations in technology, architectures, and techniques to keep our customers one step ahead of the rest. Our products, complete with the Development Framework, are intended to offer our customers an entirely unique out-of-the-box experience.

Technical Specifications

PHYSICAL CHARACTERISTICS

Dimensions:

170.75mm length: Face of carrier to back edge of Guide pin connectors
189.22mm length: MPO flip door to back edge of Guide pin connectors
100mm width: Edge of guide rail to guide rail
24.64mm height: From primary cover to secondary cover

Weight:

<1.764 lbs (800g)

POWER CHARACTERISTICS

Power Draw: 75W

Power Supply: 5V or 12V

TEMPERATURE

Operating: -40° C to 85° C (conduction-cooled)

Storage: -55° C to 105° C

Technical Specifications (Continued)

NETWORK INTERFACE

Up to eight (8) 1G to 25G optical ports (front & backplane options)

- 850nm multi-mode optics

16 lanes of electrical high-speed network IO available to backplane

Dual 10/25/40/50/100Gbps Ethernet port to MC-X5

ETHERNET PROTOCOLS

TCP, UDP, ARP, ICMP, RoCE v2, Multicast, Broadcast, + more

Visit NVIDIA® Mellanox® Datasheet¹

OPTIONAL ADDITIONAL PROTOCOLS

Fibre Channel, sFPDP, ARINC 818, Aurora

ACAP (FPGA) DEVICE

Xilinx® Versal® VM1502, VM1802, VC1802, VC1902

Visit Xilinx® Versal™ Datasheet³

ETHERNET DEVICE

NVIDIA® Mellanox® ConnectX®-5 EN IC

Visit NVIDIA® Mellanox® Datasheet¹

MEMORY

2 banks of 4GB up to 1866MHz LPDDR4 SDRAM

PCIe INTERFACE

Two PCI Express Gen4/Gen3 x8 Interfaces

Four PCI Express Gen4/Gen3 x4 Interfaces

THERMAL SENSORS

2 digital temperature sensors

COMPLIANCE

VITA20, 42.3, 47, 61.0, 66.5, 88

NVIDIA® Mellanox® ConnectX®-5 EN IC

Visit NVIDIA® Mellanox® Datasheet¹

SOFTWARE SUPPORT

Software drivers available from NVIDIA® Mellanox®²

NWDV Maintained x86 OS's: <https://newwavedv.com/wordpress/wp-content/uploads/2022/11/V6061-Software-Info.pdf>

¹NVIDIA® Mellanox® ConnectX®-5 EN IC Datasheet: https://newwavedv.com/wordpress/wp-content/uploads/2023/01/pb_connectx-5_en_ic.pdf

²NVIDIA® Mellanox® Ethernet Software Support/Datasheet: <https://developer.nvidia.com/networking/ethernet-software>

³Xilinx® Versal® ACAP Datasheet: <https://www.xilinx.com/products/silicon-devices/acap/versal.html>

V6061 Hardware Part Number Configuration

400

Series

- 06061

Model

- "WXYZ"

Board
ConfigurationSelect 1 for each
W, X, Y, and Z

- "IP"

IP
ConfigurationSelect 1
IP Option

Optional

- "CC"

Coating
ConfigurationSelect 1
Coating Option

400-06061-

W	X	Y	Z	IP	CC

W

Config # Description

4+	Reserved
3	Xilinx Versal VC1902 ACAP
2	Xilinx Versal VC1802 ACAP
1	Xilinx Versal VM1802 ACAP
0	Xilinx Versal VM1502 ACAP

Y

Config # Description

0	Conduction cooled, 10mm stacking height
---	---

Z

Config # Description

3+	Reserved
2	PCIe Gen3, industrial temp, single-host, PCIe switch enabled
1	Reserved
0	PCIe Gen4, commercial temp, single-host, PCIe switch enabled

X

Config # Slot Profile Description

VITA 65
Compatible
ProfileVITA 65
Aperture
Style

I+	Reserved	n/a	n/a
H	No optics populated, no P2	14.6.11-0	H
D-G	Reserved	n/a	n/a
C	8-lane 1-10Gbps front panel MPO optics, no P2	14.6.11-0	H/J*
B	8-lane 1-25Gbps front panel MPO optics, no P2	14.6.11-0	H/J*
A	8-lane 1-10Gbps backplane VITA 66 optics MT-24 V65.0-6.5.3.5, no P2	14.6.11-14	J
9	8-lane 1-25Gbps backplane VITA 66 optics MT-24 V65.0-6.5.3.5, no P2	14.6.11-14	J
8	No optics populated, half P2	14.6.13-0	J
4-7	Reserved	n/a	n/a
3	8-lane 1-10Gbps front panel MPO optics, half P2	14.6.13-0	J
2	8-lane 1-25Gbps front panel MPO optics, half P2	14.6.13-0	J
1	8-lane 1-10Gbps backplane VITA 66 optics MT-24 V65.0-6.5.3.5, half P2	14.6.13-8	J
0	8-lane 1-25Gbps backplane VITA 66 optics MT-24 V65.0-6.5.3.5, half P2	14.6.13-8	J

*14.6.11 Specifies an H style aperture with 2 style C fiber connectors, or alternate style connector(s) that fit with the aperture space. Options 8 and 7 are delivered with a single style D connector thus meeting the specification of Style H or Style J.

IP

Config # Description

1+	Reserved
00	Example design package

CC

Config # Description

AR	Acrylic conformal coat
UR	Urethane conformal coat
ER	Epoxy conformal coat
SR	Silicone conformal coat
XY	Parylene conformal coat
BLANK	No conformal coat

FOR MORE INFORMATION

www.newwavedv.com
info@newwavedv.com
Phone +1 952-224-9201

New Wave DV
10260 Viking Drive, Ste 250
Eden Prairie, MN 55344 USA

